

HART Communication Board

HiATB01-HART-4X8-Y1

- 4 x 8-channel
- 24 V DC supply
- Suitable for HART communication
- Dual RS 485 connections
- Used with HiD/HiC Termination Boards
- LED indicator for supply status

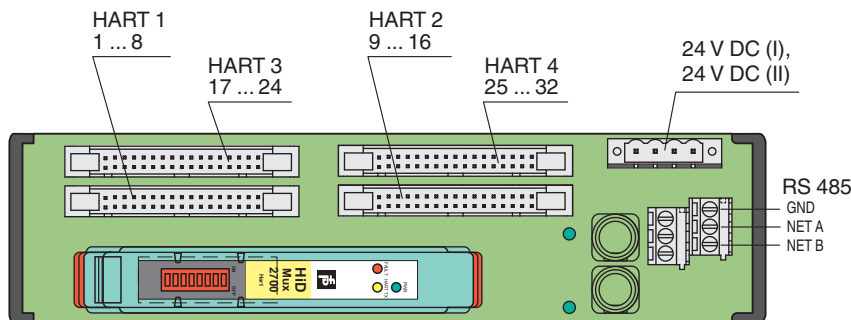
HART Communication Board



Function

This HART Communication Board can be connected with up to 32 channels of a H-System termination board. It contains one slot to mount the 32- channel HART Multiplexer Master type HiD Mux2700. HART interface cables provide easy connection between termination boards and the HART Communication Board. It offers fused redundant power supply connections with LED indication. RS 485 terminals are redundant and can be daisy chained.

Connection



Technical Data

Supply	
Connection	X20: terminals 1, 3(+); 2, 4(-)
Nominal voltage	24 V DC SELV/PELV
Voltage drop	0.9 V , voltage drop across the series diode on the termination board must be considered
Ripple	≤ 10 %
Fusing	0.5 A
Power dissipation	≤ 500 mW , without modules
Reverse polarity protection	yes
Interface	
Type/number	2 x RS-485
Redundancy	

Release date: 2023-02-20 Date of issue: 2023-02-20 Filename: 273677_eng.pdf

Refer to "General Notes Relating to Pepperl+Fuchs Product Information".

Pepperl+Fuchs Group
www.pepperl-fuchs.com

USA: +1 330 486 0002
pa-info@us.pepperl-fuchs.com

Germany: +49 621 776 2222
pa-info@de.pepperl-fuchs.com





Singapore: +65 6779 9091
pa-info@sg.pepperl-fuchs.com

PEPPERL+FUCHS




Technical Data

Supply	Redundancy available. The supply is decoupled, monitored and fused.	
Indicators/settings		
Display elements	LED PWR1 (termination board power supply), green LED LED PWR2 (termination board power supply), green LED	
Directive conformity		
Electromagnetic compatibility		
Directive 2014/30/EU	EN 61326-1:2013 (industrial locations)	
Conformity		
Electromagnetic compatibility	NE 21:2012 For further information see system description.	
Degree of protection	IEC 60529:2001	
Ambient conditions		
Ambient temperature	-20 ... 60 °C (-4 ... 140 °F)	
Storage temperature	-40 ... 70 °C (-40 ... 158 °F)	
Mechanical specifications		
Degree of protection	IP20	
Connection		
Control side	RS-485 : 1 x screw terminal , black HART : 4 x IDC plug, 34-pin	
Supply	pluggable screw terminals , black	
Core cross section	screw terminals: 0.25 ... 1.5 mm ² (24 ... 12 AWG)	
Material	housing: polycarbonate, 10 % glass fiber reinforced	
Mass	approx. 210 g	
Dimensions	50 x 200 x 163 mm (1.97 x 7.9 x 6.42 inch) (W x H x D) , depth including module assembly	
Mounting	on 35 mm DIN mounting rail acc. to EN 60715:2001	
General information		
Supplementary information	Observe the certificates, declarations of conformity, instruction manuals, and manuals where applicable. For information see www.pepperl-fuchs.com .	



Matching System Components

	PACTware 5.0	FDT Framework
	DTM Generic HART	Device type manager (DTM) for HART communication
	DTM HART Comm	Device type manager (DTM) for HART communication
	HiDMux2700	HART Multiplexer Master

Accessories

	HiACA-UNI-FLK34-FLK34-0M5	HART Connection Cable, length: 0,5 m
	HiACA-UNI-FLK34-FLK34-1M0	HART Connection Cable, length: 1 m
	HiACA-UNI-FLK34-FLK34-2M0	HART Connection Cable, length: 2 m

Accessories

	<p>HiACA-UNI-FLK34-FLK34-3M0</p>	<p>HART Connection Cable, length: 3 m</p>
	<p>HiACA-UNI-FLK34-FLK34-6M0</p>	<p>HART Connection Cable, length: 6 m</p>

Release date: 2023-02-20 Date of issue: 2023-02-20 Filename: 273677_eng.pdf

Refer to "General Notes Relating to Pepperl+Fuchs Product Information".

Pepperl+Fuchs Group
www.pepperl-fuchs.com

USA: +1 330 486 0002
pa-info@us.pepperl-fuchs.com

Germany: +49 621 776 2222
pa-info@de.pepperl-fuchs.com

Singapore: +65 6779 9091
pa-info@sg.pepperl-fuchs.com